

PAD

BeCode

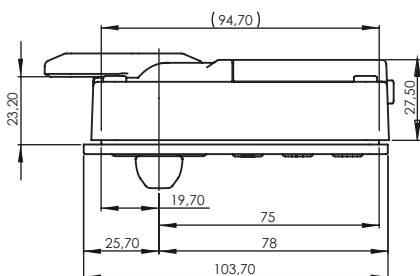
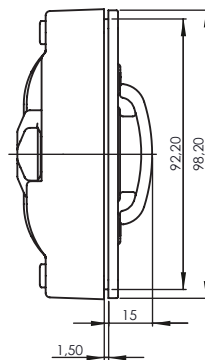
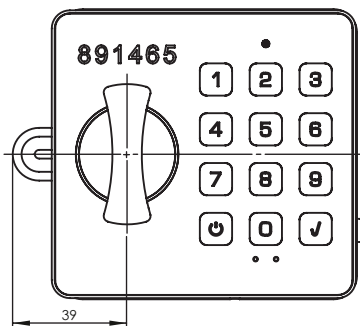


BeCode PAD

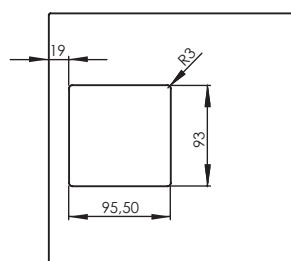
Base: black

Front: brushed stainless steel

Articel-No. 7-1-0602



Hole Pattern



Advantages at a glance:

- integrated lever lock
- fast, intuitive operation
- no keys or transponder required
- wireless installation
- abort function for incorrect code entry
- no external programming devices needed
- master code possible
- front-flush fit
- exterior emergency power supply
- access data can be read
- individual laser marking possible
- proven protection against vandalism
- fits for door thickness from 0,7-1,5mm

The BeCode PAD is another addition to the BeCode product range.

The BeCode PAD keypad lock is an excellent alternative to the BeCode EVO+ turn locks and the radio-controlled BeCode AIR+ . BeCode's highly efficient energy management means that the lock can function for up to 20 years without a change of batteries (up to a maximum of 1,000 closures per month).

The BeCode PAD is available in TANmode. This system offers high-level security encryption that creates and allocates user codes independently. It can also be operated using various other software functions that are already familiar from the BeCode EVO+.

